



**Passenger & Service Elevator & Escalator**



**ELGI ELEVATOR SYSTEMS**



## ELGI ELEVATOR SYSTEMS

Since 2005 Government Approved Company (Founder Er. M H Shah) we have a Manufacturing, sale, services & Maintenance Also we Are Handling Govt. & Non Govt. Projects in U.P. Like Railways UPPWD, UPRNN, We are leading over 500 above Satisfied Customers Team of highly motivated, talented, trained and experienced personnel's committed to give you their best services. We are working with Government sector and top most builders in Uttar Pradesh & outside. Above all ELGI provides **Vertical Transport Solutions** through a wide product rang of Home Elevator, Passenger, Hospital, Fright Dumbwaiter and Scenic Elevators and Escalators Company Having Corporate Office Lucknow Uttar Pradesh Branches : Kanpur,Agra, Hapur, Varansi, Gorakhpur, Noida, (Nepal) We assure the highest level of satisfaction to our clients in the concerned industrial sphere of Vertical transportation. The intact offer is for a very Affordable and Economical price without comprising on the quality. If you have any query please feel to contact us. We are always there to serve you.

# AUTODOOR ELEVATOR



Our auto door elevators are durable by design and accurate by technology .we have a wide range of these elevators which are most reliable and designed to suit every construction requirement and provide best vertical transportation solutions, with trouble free performance and low maintenance cost .these elevators are a perfect blend of all good features of various type of elevators. These have excellent record of customer satisfaction.

## **Features :**

- Capacity options from 04 to 26 passengers.
- Speed options from 0.70m/sec to 1.5m/sec.
- PVC/Chequered flooring.
- Various type of door options such as Telescopic/automatic centre opening doors.
- Car and door finish options — Golden, Glass /stainless steel.
- Digital/LCD floor indication in LOP & COP.
- Blower fan for multi- cross air delivery.

## **Owner Work :**

- All Walls Minimum 150 Rcc Or 230 Brick (h'y. Front Wall 230 Bk. Preferred)
- All Civil Work, Holes, Grouting Etc.
- Reinforced Concrete Machine- Room Structural Floor Slab 150 Thick
- Designed To Sustain Min. 1000 Kg./m<sup>2</sup> U.d.l.
- Rolled Steel Section Hoisting Beams, Machine Beams, Bearing Plates, Pit-ladder Etc.

## **Power Supply:**

- 440 Volts, 3 Phase, 4 Wires With Neutral 50 Hz & 230 Volts 1 Phase.
- Two Earthing



# MANUAL DOOR ELEVATOR



## **Features :**

- ◆ Capacity option from 04 to 26 passengers.
- ◆ Speed option from 0.35m/sec to 1.5 m/sec PVC/Chequered flooring.
- ◆ Various types of door option such as collapsible /imperforated /Telescopic /Swing Door.
- ◆ Car and door finish option - Power coated /stainless steel Digital/LCD floor indication in LOP & COP.
- ◆ Blower fan for multi-cross air delivery.
- ◆ Full - Proof Gate Lock System Mechanical locking ensures locking for car position.
- ◆ Electrical interlock ensures closed door lift operation and given audio signal for open door.

## **Owner Work :**

- ◆ All Walls Minimum 150 Rcc Or 230 Brick (h'y. Front Wall 230 Bk. Preferred)
- ◆ All Civil Work, Holes, Grouting Etc.
- ◆ Reinforced Concrete Machine- Room Structural Floor Slab 150 Thick
- ◆ Designed To Sustain Min. 1000 Kg./m2 U.d.l.
- ◆ Rolled Steel Section Hoisting Beams, Machine Beams, Bearing Plates, Pit-ladder Etc.

## **Power Supply:**

- ◆ 440 Volts, 3 Phase, 4 Wires With Neutral 50 Hz & 230 Volts 1 Phase.
- ◆ Two Earthing

# HOSPITAL ELEVATOR



Our Hospital elevators are used for simple transportation of a patient on wheel chair to wheeling away a critical patient on stretcher without disturbing the life support system with doctors and nurses. these elevators are smooth, silent and swift without jerks and shocks.

## FEATURES:

- Capacity option from 5 to 26 passengers.
- Speed option from .35m/sec. to 1.5 m/sec. PVC/Chequered flooring.
- Various types of door option such as collapsible / imperforated / Telescopic / automatic center opening doors.
- Car and Door finish coated/stainless steel.

## Owner Work :

- All Walls Minimum 150 Rcc Or 230 Brick (h'y. Front Wall 230 Bk. Preferred)
- All Civil Work, Holes, Grouting Etc.
- Reinforced Concrete Machine- Room Structural Floor Slab 150 Thick
- Designed To Sustain Min. 1000 Kg./m<sup>2</sup> U.d.l.
- Rolled Steel Section Hoisting Beams, Machine Beams, Bearing Plates, Pit-ladder Etc.

## Power Supply:

- 440 Volts, 3 Phase, 4 Wires With Neutral 50 Hz & 230 Volts 1 Phase.
- Two Earthing



# CAPSULE ELEVATOR



Capsule Elevator is backed by the advance control technology, applying fully digital vector variable frequency drive technology and matching with the noble European decoration style .when the evening falls, in the background of the neon lights, up and down elevators becomes a flowing scenery in the urban city .at the same time. it wonderfully display the design concept of "safety, smoothness, attraction and harmony ".These types of elevators can be extensively used in shopping malls, high grade offices and other important public civil infrastructures.

## Features:

- Glass/Stainless steel/designer stainless steel/ gold finish stainless steel.
- Powder coated (multi-colour) cars and doors, elegant in looks, light in weight, and variable speed options.
- Microprocessor based Control with full collective-selective control.
- Automatic rescue device for power back up.
- Digital/LCD Floor indication in LOP & COP.
- Decorative LED Lights.

## Owner Work :

- All Walls Minimum 150 Rcc Or 230 Brick (h'y. Front Wall 230 Bk. Preferred)
- All Civil Work, Holes, Grouting Etc.
- Reinforced Concrete Machine- Room Structural Floor Slab 150 Thick
- Designed To Sustain Min. 1000 Kg./m<sup>2</sup> U.d.l.
- Rolled Steel Section Hoisting Beams, Machine Beams, Bearing Plates, Pit-ladder Etc.

## Power Supply:

- 440 Volts, 3 Phase, 4 Wires With Neutral 50 Hz & 230 Volts 1 Phase.
- Two Earthing

# HYDROLIC ELEVATOR



Looking for a low-maintenance elevator? Hydraulic lifts provide the advantages of being relatively in expensive, safe and easy to maintain. They're very convenient and cost-effective solution for low-rise building with low traffic. Hydraulic elevators have been rated the safest option for home elevators. They boast superb use friendliness and easy access machine room located at the basement. Once they are put in place, hydraulic elevators provide the smoothest rides possible.

## Types of Suspension

### **ROLE TYPE:**

Side indirect acting suspension with wire ropes with one piston for regular loads and long travels.

### **HOLE TYPE:**

Direct suspension. The simplest solution for any load with a simple or split piston.

### **HOLE LESS TYPE:**

Side direct suspension with two simple piston for large loads and short travels.  
(Max. Travel 10mt.)

### **Hole Type**

It is directly suspension with a simple or split piston. It is the simplest solution of suspension for any load. upto 6 meters travel.



## **Machine Room Less Elevator/ Gearless Machine For High-Rise Elevator**

Traction Elevator: Machine room less elevator do not have a fixed machine room on the top of the hoist way, instead the traction hoisting machine is installed either on the top side wall of the hoist way or on the bottom of the hoist way. The motor is installed using a permanent magnet which "sticks" the motor permanently and work with Variable Voltage Variable Frequency (VVVF) drive. Some of the hoisting machines are using gearless synchronous motors instead conventional inducting motors. This design eliminates the need of a fixed machine room and thus saves much building's space. Almost all the traction MRL elevators are gearless traction.

## **GEARLESS MACHINE**

Permanent Magnet Gearless Device act as an architectural highlights on prestigious buildings. They can called be as ornaments of the buildings as they enhance its beauty & bring life into it. Its designs, features and infinite options add its optimum travel comfort.

Permanent Magnet Gearless Device demand specialized knowledge and had the experience of ELGI ELEVATOR SYSTEMS at its best.

ELGI ELEVATOR SYSTEMS Permanent Magnet Gearless Device is inspired with creative flair to suit your particular idea **40% power saving.**



# ELEVATOR COMPONENTS



COP/LOP



COP/LOP



COP/LOP




CONTROLLER




CONTROLLER



AUTOMATIC RECUE DEVICE



GEARLESS MOTOR



GEARBOX MOTOR



GEARLESS MOTOR



ROPE




BIOMETRIC SYSTEM



OVER SPEED GOVERNER



DOOR SENSOR



DOOR OPERATOR



OVERLOAD SENSOR


# TYPES OF AUTODOOR



Full Glass Door  
Telescope & Centre opening




Quator Glass Door  
Telescope & Centre opening



Quator Glass Door  
Telescope & Centre opening



Half Glass Door  
Telescope & Centre opening



Stainless Steel  
Door Pannel



Stainless Steel Small Vision  
Door Pannel



# RANGE OF CABINS




Stainless Steel Golden Designer Cabin



Stainless Steel Atlanta Silver Cabin



Stainless Steel Hairline Finish with Mirror



Stainless Steel Rose Gold Designer Cabin



Stainless Steel Golden Designer Cabin



Stainless Steel Wooden Golden Cabin

ELGI ELEVATOR SYSTEM cabin can make a big impression on passengers. It reflects the building's decor and your commitment to tenants comfort.



# ELGI ELEVATOR SYSTEMS

An ISO 9001:2015 Certified Company



**Corporate Office :**

Plot No. 55/171 kha, Alok Nagar,  
Mohammadpur Khatri,  
Lucknow - 226022, (U.P.) India

**Branch Office :**

129, New Azad Nagar  
Near-Indian Oil Petrol Pump  
PAC Bypass, Kanpur-208013

**Factory :**



Contact No. : 0522 - 4624139  
Email : [elgielevator@gmail.com](mailto:elgielevator@gmail.com)  
Website : [www.elgielevator.com](http://www.elgielevator.com)

C-19/B Madhuram Estate  
S.P. Ring Road, Kathwada, GDI,  
Odhav Ahmdabad, Gujrat, INDIA -382430